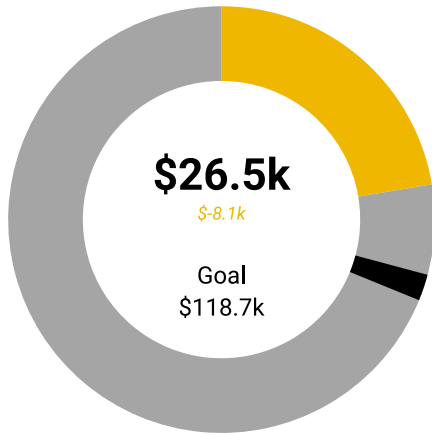


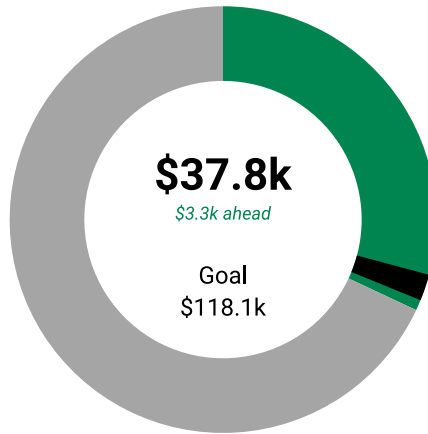
Daily Dashboard - My Dental Practice

Tuesday, May 10, 2022

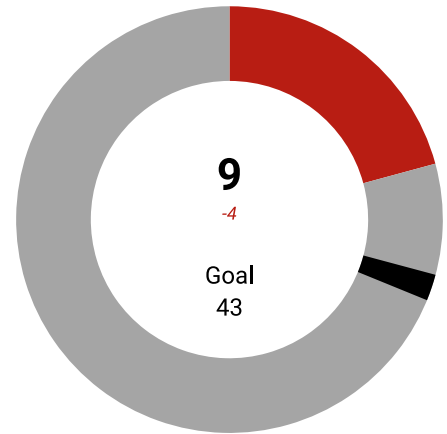
Net Prod MTD



Income MTD



New Patients MTD



Key Metrics Overview

DateRange	NetProd	SchedProd	TotProd	Income	ColPct	FeesTP	CaseFees	CasePats	ReAppt	NP
May 9	\$6,102	\$0	\$6,102	\$1,972	32.3%	\$4,155	2.4%	25.0%	50.0%	0
May 10	\$0	\$1,674	\$1,674	\$0	0.0%	\$0	0.0%	0.0%	0.0%	0
Week of 5/9	\$6,102	\$23,042	\$29,145	\$1,972	32.3%	\$4,155	2.4%	25.0%	50.0%	0
May 2022	\$26,539	\$49,901	\$76,441	\$37,775	142.3%	\$85,528	9.3%	38.7%	62.2%	9
May 2021	\$104,354	\$0	\$104,354	\$136,524	130.8%	\$380,364	29.4%	55.5%	80.3%	40
12 Month Avg	\$113,080	\$0	\$113,080	\$118,682	105.0%	\$390,270	29.3%	54.8%	78.5%	41
2022	\$434,417	\$151,868	\$586,285	\$474,701	109.3%	\$1,478,495	20.9%	46.4%	77.0%	148

Payment Summary (May 9)

Payment Type	Total
Credit Card	\$1,972
Credit Card (FX)	\$0
TOTAL	\$1,972

Adjustment Summary (May 9)

Adjustment Type	Total
Discount	-\$1,486
TOTAL	-\$1,486

Provider Summary

Prov	NetProd	NetProdMTD	Payments	PaymentsMTD	PPP	PPPMTD	NP	NPMTD	TotPats	TotPatsMTD
Provider 1	\$6,102	\$23,692	\$1,144	\$24,118	\$1,526	\$316	0	8	4	75
Provider 2	\$0	\$2,648	\$0	\$2,415	\$0	\$378	0	1	0	7
Provider 3	\$0	\$199	\$0	\$1,651	\$0	\$0	0	0	0	0