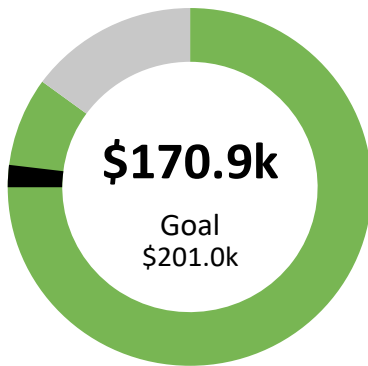


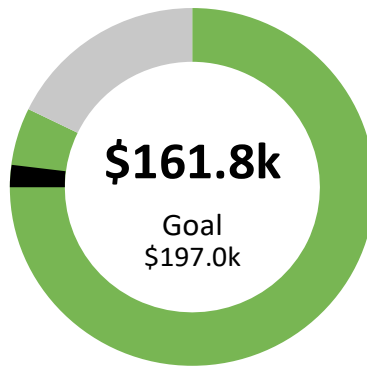
# Daily Dashboard - SAMPLE

Thursday, January 24, 2019

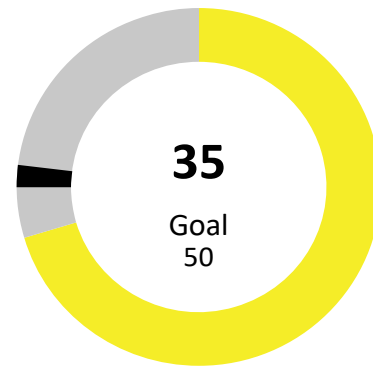
Production MTD



Income MTD



New Patients MTD



	Net Prod	Scheduled	Total	Income	Col%	CaseAcpt%	ReAppt%	NP
1/23/2019	\$8,622	\$0	\$8,622	\$3,423	39.7%	50.0%	93.8%	2
1/24/2019	\$0	\$6,644	\$6,644	\$0	0.0%	0.0%	0.0%	0
This Week	\$24,963	\$11,334	\$36,297	\$25,403	101.8%	54.5%	90.3%	2
Jan 2019	\$170,876	\$36,640	\$207,516	\$161,816	94.7%	62.6%	90.7%	35
Jan 2018	\$196,618	\$55	\$196,673	\$205,978	104.8%	78.1%	91.0%	54
12 Month Avg	\$191,407	\$90	\$191,497	\$192,494	100.6%	75.8%	90.8%	47
2019	\$170,876	\$406,318	\$577,195	\$161,816	94.7%	62.6%	90.7%	35

## Payments Summary

Payment Type	Total
Credit Card	\$2,628.00
Check	\$693.30
Cash	\$102.00
TOTAL	\$3,423.30

## Adjustments Summary

Adjustment Type	Total
Savers Plan 1	-\$378.00
Savers Plan 2	-\$106.00
Courtesy	-\$59.00
Write Off	-\$1.00
TOTAL	-\$544.00